






Year 6 – Spring 1 – Art – Pupil Knowledge Organiser




What do I already know?	What am I learning now?
<ul style="list-style-type: none"> Folding/bending/carving are used to shape clay to the desired form and design. The slab technique is when flat pieces of clay are joined together to make shapes. The score and slip method is used to join pieces together. Smoothing techniques create desired finish before painting. We add final finishes to models using paint/glazing techniques. 	<ol style="list-style-type: none"> What do we already know about sculpture and working with clay? Who was Betty Woodman? How do we make a strong and stable coil pot? Can I plan a sculptural piece inspired by Woodman's work? How do I bring my plan to life? Can I assess and further develop my work?

Key Knowledge: Sculpture - Pottery	Key Vocabulary
------------------------------------	----------------


 <p>A pot made by stacking coils on top of each other.</p>	<p>Uneven coils can cause the pot to collapse or look uneven.</p> 	<p>Score and slip is used to join clay.</p> 	 <p>If pieces aren't joined properly, they might fall off when the clay dries.</p>	<p>sculpture</p> <p>A three-dimensional artwork made by shaping materials.</p>	<p>clay</p> <p>A soft, natural material that can be shaped and hardens when dry.</p>
 <p>Roll clay between hands or on a flat surface to make coils of even thickness.</p>	<p>Use fingers or a clay tool to blend the inside and outside where the coils touch.</p>	<p>Score (scratch) the surfaces, apply slip (a mixture of clay and water), then press the pieces together.</p>	 <p>Methods like painting, glazing make a sculpture look polished.</p>	<p>coil pot</p> <p>A pot made by stacking rolled-out clay "ropes" (coils) on top of each other.</p>	<p>coil</p> <p>A long, rolled piece of clay used to build up a pot.</p>
Significant People				<p>blending</p> <p>Smoothing the edges of the coils so they stick together.</p>	<p>score and slip</p> <p>A technique to help pieces of clay stick together.</p>

Significant People




Betty Woodman

- Began as a studio potter in the 1950s.
- Began creating more contemporary and abstract ceramic art.
- Took influence from artists like Matisse and Picasso (Studied in Year 2).



Handles, decorative shapes, or textured details can be added using the score and slip method.



Glazing is a shiny or coloured coating applied to clay that is then fired in a kiln.

<p>blending</p> <p>Smoothing the edges of the coils so they stick together.</p>	<p>score and slip</p> <p>A technique to help pieces of clay stick together.</p>
<p>glazing</p> <p>A shiny or coloured coating applied to clay before it is fired in a kiln.</p>	<p>kiln</p> <p>A very hot oven used to fire clay and make it hard.</p>
<p>texture</p> <p>The way something feels (e.g. smooth, rough, bumpy).</p>	<p>decoration</p> <p>Patterns, colours, or details added to make a piece more interesting.</p>